

ARTICULATED BOOM | A45E / A45EH



# HIGHER STANDARDS



PLATFORM HEIGHT  
**13.84m**

PLATFORM CAPACITY  
**300kg**

PLATFORM REACH  
**7.4m**



# HIGHER STANDARDS

The A45E is our first all-electric articulated boom and part of the E-TECH range.

It is more productive and efficient, with zero emissions, making it ideal for indoors and outdoors.


The A45EH is the hybrid version, running on a JCB Diesel by Kohler engine and rechargeable batteries, for an extended standalone run time of up to a week. It is ideal for use in remote locations, where power isn't always accessible.





# HIGHER CAPACITY

Increased platform capacity alongside enhanced performance and reduced emissions, make the A45E and A45EH suitable for both indoor and outdoor use.



## HYBRID POWER

A twin power source makes the A45EH ideal for use in remote locations.





# HIGHER LEVELS OF EFFICIENCY

Regenerative motors, function speed control, oscillating steering axle and joystick ergonomics make the A45E and A45EH our most efficient models to date.



## ENHANCED OPERATOR ACCESS

A triple entry bar on the platform, enables operators to easily and safely enter and exit.



# HIGHER LEVELS OF MONITORING

On-screen diagnostics, JCB LiveLink, plus external mounted hose and harness routing, offer increased machine monitoring, maintenance and safety measures.



## JCB LIVELINK


Monitor and manage your fleet remotely across the world, with our latest telematics technology.





# HIGHER STANDARDS OF SAFETY

We've made our articulated booms even safer with a secondary guarding system, puncture-proof tyres, slew lock and emergency override system.




## PEACE OF MIND

Load monitoring sensors on our electric and hybrid machines ensure platform loads remain within safety margins.



# HIGHER QUALITY

Resilient paint protection, rigid canopy structure and design symmetry with existing JCB products, make both machines ideal for rental companies and contractors.



## PROVEN BENEFITS

Rechargeable batteries alongside the JCB Diesel by Kohler engine allow for an extended standalone run time.



# ARTICULATED BOOM | A45E / A45EH



## SPECIFICATION

MODEL		A45E	A45EH
Weight*	kg	7750	7930
Stowed height	m	2.23	
Stowed length	m	7.04	
Stowed width	m	2.26	
Platform capacity	kg	300	
Platform height	m	13.84	
Platform reach	m	7.47	
Up and over clearance	m	7.48	
Rotation	degrees	355	

\*With standard foam fill non marking tyres.



FITTED AS STANDARD



LWE-1209-2108  
001238763

2 Health 1 Failed check

HEALTH ALERTS ACTIONS

HEALTH ALERTS

34 Actions

TAKE ACTION

Today

## STANDARD FEATURES

- Indoor and outdoor use
- Three basket entry points
- 4WD as standard
- Non marking tyres
- 8 x 6V AGM batteries
- Platform tool tray
- Secondary guarding system
- LiveLink as standard





**JCB**



# HIGHER STANDARDS

**FIND OUT MORE**



**REQUEST A QUOTE**



**JCB E-TECH**



[www.jcb.com/electric](http://www.jcb.com/electric)